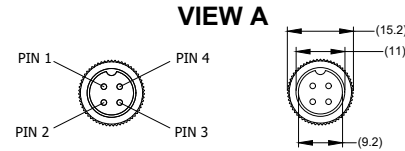
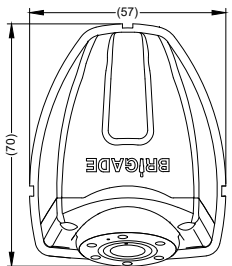


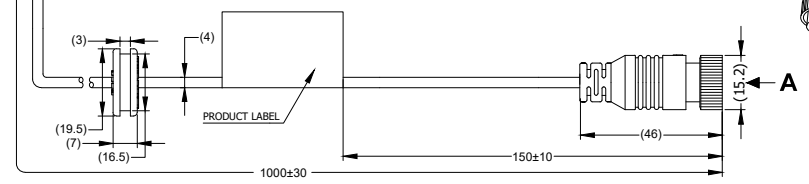
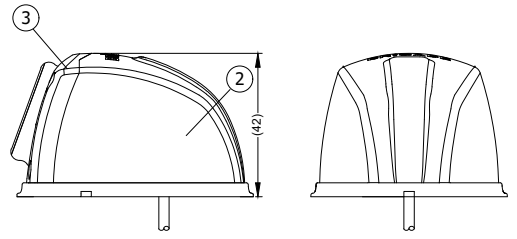
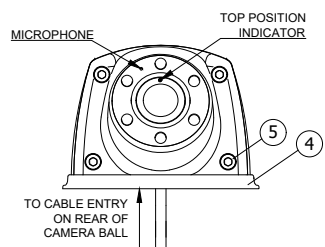
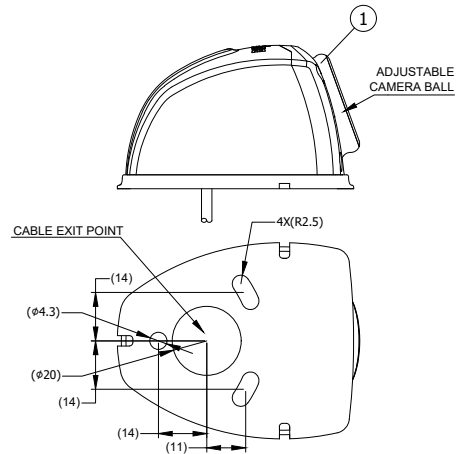
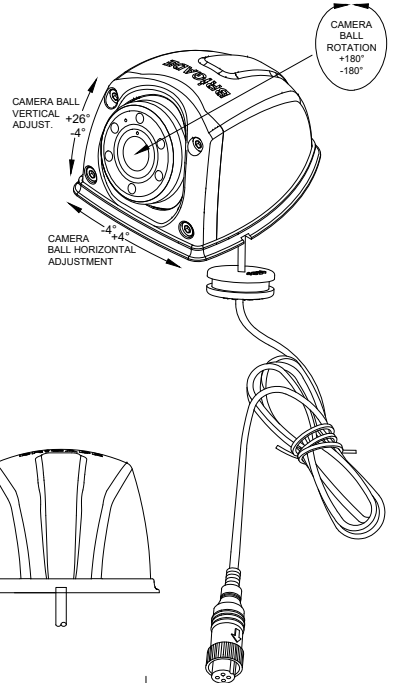
ITEM	PART NO.	MODEL NO.	QTY	MODEL / DESCRIPTION
①	(VARIOUS)	VBV-30XXC-C	1	VBV-30XXC CAMERA ONLY (REFER TO COMPONENT DRAWING)
②	(5190)	VBV-3XXC-RH	1	VBV-3XXC-RH REAR HOUSING
③	(5189)	VBV-3XXC-FH	1	VBV-3XXC-FH FRONT HOUSING
④	(4595)	VBV-3XXC-RM	1	VBV-3XXC-RM RUBBER MAT
⑥	(5244)	VBV-3XXC-FIX	1	VBV-3XXC-FIX FIXING PACK (NOT SHOWN)
⑦	(5700)	VBV-30XXC-IG	1	VBV-30XXC-IG INSTALLATION GUIDE (NOT SHOWN)

Revision Notes				
R1 -				
APA:	Drawn:-	Checked:-	Approved:-	Date: 00/00/00

PART NO.	MODEL NO.	BRIEF DESCRIPTION
5454	VBV-3000C	MIRROR IMAGE - AHD 720P 25FPS CAMERA
5456	VBV-3020C	NORMAL IMAGE - AHD 720P 25FPS CAMERA
5455	VBV-3001C	MIRROR IMAGE - AHD 720P 30FPS CAMERA
5457	VBV-3021C	NORMAL IMAGE - AHD 720P 30FPS CAMERA



PIN #	WIRE COLOUR	DESCRIPTION
1	RED	+12V
2	BLACK/SHIELD	GND
3	WHITE	AUDIO
4	YELLOW	VIDEO (AHD)



NOTES:
 1. REFER TO PRODUCT SPECIFICATION FOR PRODUCT DETAILS.
 2. REFER TO COMPONENT DRAWINGS FOR COMPONENT DETAILS.
 3. FOR PACKAGING AND LABELING DETAIL REFER TO LATEST REVISION OF THE MASTER BOM.

PROPRIETARY NOTICE
 THIS DESIGN AND TECHNICAL INFORMATION APPEARING ON THIS DRAWING IS THE PROPERTY OF BRIGADE ELECTRONICS, AND IS DISCLOSED IN CONFIDENCE. IT IS NOT TO BE COPIED, REPRODUCED, REVEALED TO OR EXPROPRIATED BY OTHERS, EITHER IN WHOLE OR IN PART WITHOUT THE EXPRESS WRITTEN CONSENT OF BRIGADE ELECTRONICS.



Assembly PI Approval J.LAM (STONKAM)	Approved by R.PENTLEY	Checked by S.LAVER	Drawn by C.WALKER
Angle of Projection Third Angle	Units mm	Scale N/A	Released 12/03/19
Status RELEASED	VBV-30XXC SERIES		
Part No SEE TABLE	BE-003828-00-18		